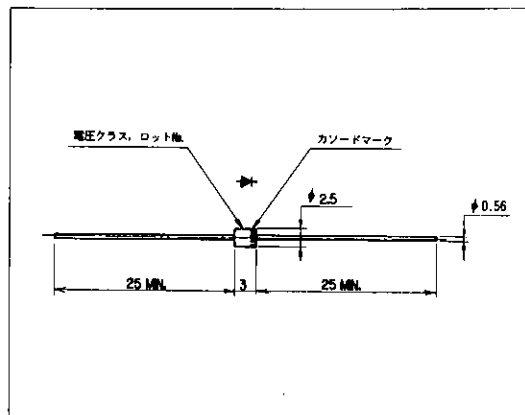


ショットキーバリアダイオード

SCHOTTKY BARRIER DIODE

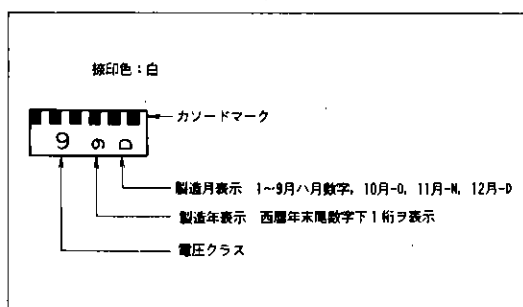
■外形寸法：Outline Drawings



■特長：Features

- 低 V_F
Low V_F
- スイッチングスピードが非常に速い
Super high speed switching.
- プレーナー技術による高信頼性
High reliability by planer design.
- 超小形のため5mmピッチ自動挿入可能
Ultra small package, possible for 5mm pitch automatic insertion.

■表示：Marking



■用途：Applications

- 高速電力スイッチング
High speed power switching.

■定格と特性：Maximum Ratings and Characteristics

●絶対最大定格：Absolute Maximum Ratings

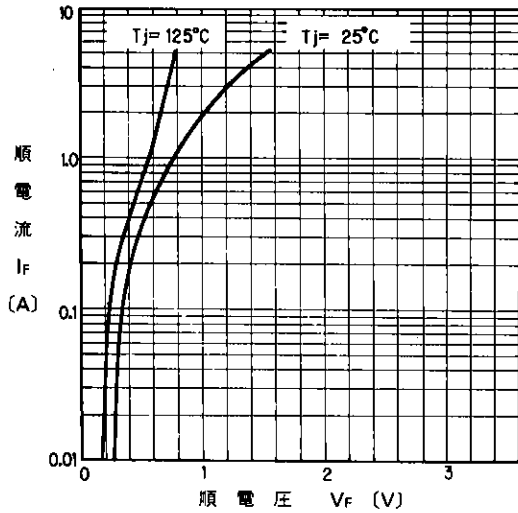
Items	Symbols	Conditions	Ratings	Units
ピーク繰り返し逆電圧 Repetitive Peak Reverse Voltage	V_{RRM}		90	V
平均順電流 Average Forward Current	$I_{F(AV)}$	抵抗負荷, $T_J = 110^\circ\text{C}$ Resistive load	1.0	A
サージ電流 Surge Current	I_{FSM}	正弦波 10ms 定格負荷状態より Sine wave	30	A
接合温度 Operating Junction Temperature	T_J		-40 ~ +125	$^\circ\text{C}$
保存温度 Storage Temperature	T_{stg}		-40 ~ +125	$^\circ\text{C}$

●電気的特性(特に指定がない限り周囲温度 $T_a = 25^\circ\text{C}$ とする) Electrical Characteristics ($T_a = 25^\circ\text{C}$ Unless otherwise specified)

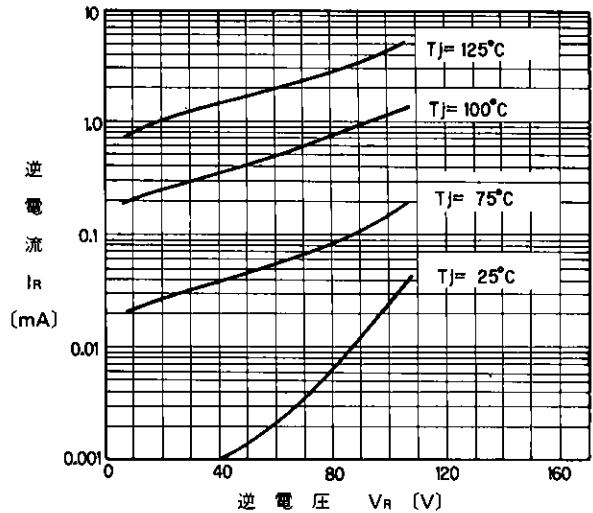
Items	Symbols	Conditions	Max.	Units
順電圧 Forward Voltage Drop	V_{FM}	$I_{FM} = 1\text{A}$	0.82	V
逆電流 Reverse Current	I_{RRM}	$V_R = V_{RRM}$	1.0	mA

A

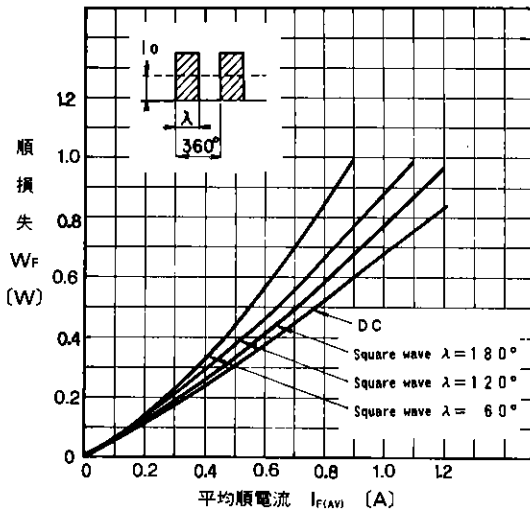
■特性曲線：Characteristics



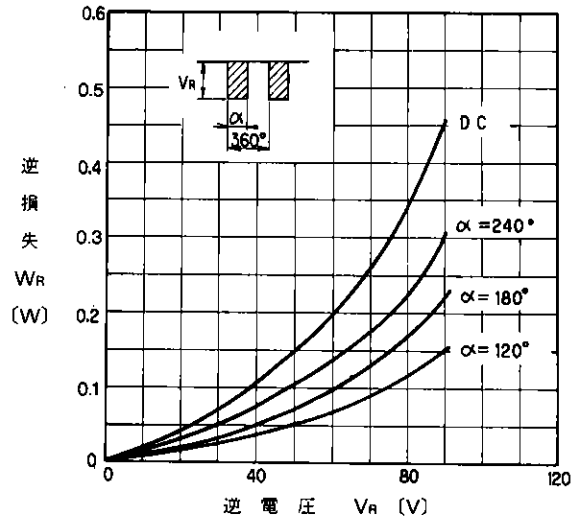
順特性 (代表特性)
Forward Characteristics



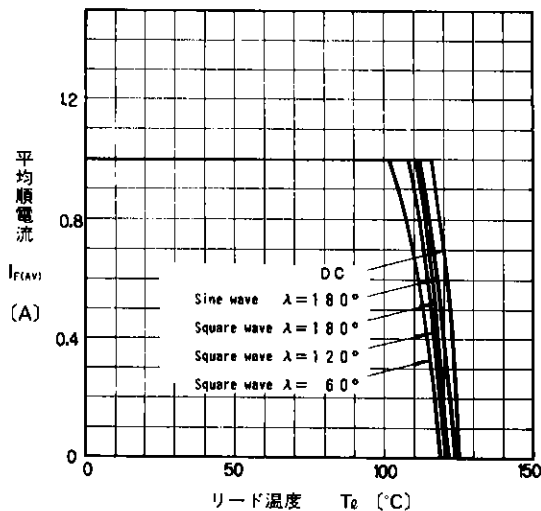
逆特性 (代表特性)
Reverse Characteristics



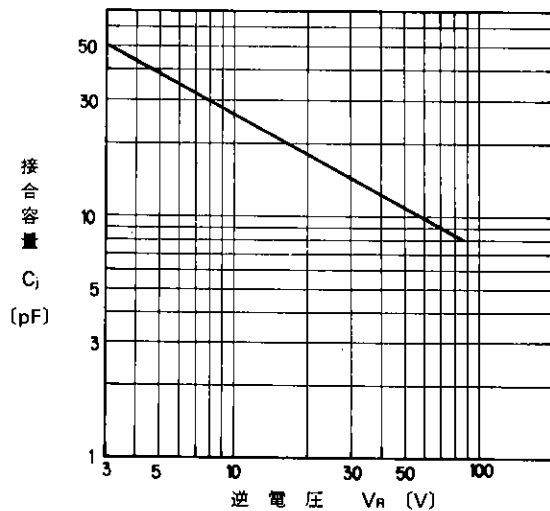
順損失特性
Forward Power Dissipation



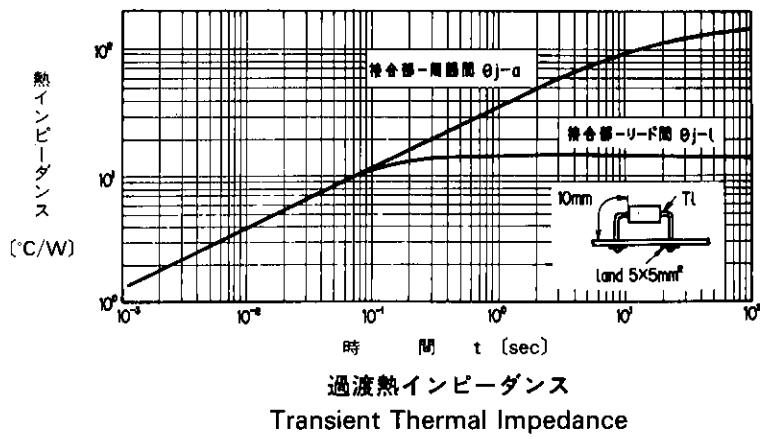
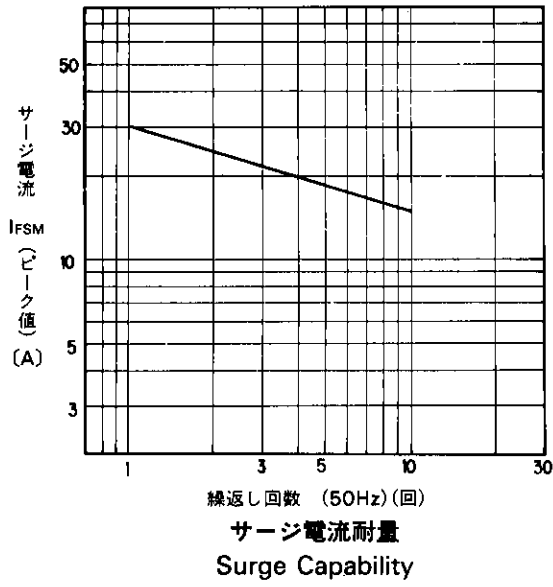
逆損失特性
Reverse Power Dissipation



平均順電流ーリード温度特性
Current Derating ($I_{F(AV)}-T_l$)



接合容量特性 (代表特性)
Junction Capacitance Characteristics



For more information, contact:

Collmer Semiconductor, Inc.

P.O. Box 702708

Dallas, TX 75370

972-733-1700

972-381-9991 Fax

<http://www.collmer.com>